





















STATUS	STATE	REGION	COMPONENTS	YEAR ENACTED
 Not Enacted	Alabama	Southeast		
	Cumulative impact assessments determine the health and environmental impacts of renewing or granting a permit for certain pollution-generating facilities in environmental justice communities. Increased pollution burdens in communities may result in the permit application being denied.			
 Not Enacted	Alaska	West		
	Cumulative impact assessments determine the health and environmental impacts of renewing or granting a permit for certain pollution-generating facilities in environmental justice communities. Increased pollution burdens in communities may result in the permit application being denied.			
 Not Enacted	Arizona	Southwest		
	Cumulative impact assessments determine the health and environmental impacts of renewing or granting a permit for certain pollution-generating facilities in environmental justice communities. Increased pollution burdens in communities may result in the permit application being denied.			
 Not Enacted	Arkansas	Southeast		
	Cumulative impact assessments determine the health and environmental impacts of renewing or granting a permit for certain pollution-generating facilities in environmental justice communities. Increased pollution burdens in communities may result in the permit application being denied.			





STATUS	STATE	REGION	COMPONENTS	YEAR ENACTED
 Not Enacted	California	West	Cumulative impact assessments determine the health and environmental impacts of renewing or granting a permit for certain pollution-generating facilities in environmental justice communities. Increased pollution burdens in communities may result in the permit application being denied.	
 Enacted	Colorado	West	Oil and gas operators are required to perform a cumulative impacts analysis with each new permit application.	2024
	Establishing Policies		<ul style="list-style-type: none"> 2 CCR 404-1 (2024) 	
 Enacted	Connecticut	Northeast	Allows the state to deny or impose specific conditions on permits for new construction and operation of proposed industrial facilities based on a determination that cumulative environmental or public health stressors on EJ communities near the proposed facility are higher than other communities in the state.	2023
	Establishing Policies		<ul style="list-style-type: none"> SB 1147 (2023) 	
 Not Enacted	Delaware	Southeast	Cumulative impact assessments determine the health and environmental impacts of renewing or granting a permit for certain pollution-generating facilities in environmental justice communities. Increased pollution burdens in communities may result in the permit application being denied.	




STATUS	STATE	REGION	COMPONENTS	YEAR ENACTED
 Not Enacted	Florida	Southeast		
	Cumulative impact assessments determine the health and environmental impacts of renewing or granting a permit for certain pollution-generating facilities in environmental justice communities. Increased pollution burdens in communities may result in the permit application being denied.			
	Georgia	Southeast		
	Cumulative impact assessments determine the health and environmental impacts of renewing or granting a permit for certain pollution-generating facilities in environmental justice communities. Increased pollution burdens in communities may result in the permit application being denied.			
 Not Enacted	Hawai'i	West		
	Cumulative impact assessments determine the health and environmental impacts of renewing or granting a permit for certain pollution-generating facilities in environmental justice communities. Increased pollution burdens in communities may result in the permit application being denied.			
 Not Enacted	Idaho	West		
	Cumulative impact assessments determine the health and environmental impacts of renewing or granting a permit for certain pollution-generating facilities in environmental justice communities. Increased pollution burdens in communities may result in the permit application being denied.			




STATUS	STATE	REGION	COMPONENTS	YEAR ENACTED
 Not Enacted	Illinois	Midwest	Cumulative impact assessments determine the health and environmental impacts of renewing or granting a permit for certain pollution-generating facilities in environmental justice communities. Increased pollution burdens in communities may result in the permit application being denied.	
 Not Enacted	Indiana	Midwest	Cumulative impact assessments determine the health and environmental impacts of renewing or granting a permit for certain pollution-generating facilities in environmental justice communities. Increased pollution burdens in communities may result in the permit application being denied.	
 Not Enacted	Iowa	Midwest	Cumulative impact assessments determine the health and environmental impacts of renewing or granting a permit for certain pollution-generating facilities in environmental justice communities. Increased pollution burdens in communities may result in the permit application being denied.	
 Not Enacted	Kansas	Midwest	Cumulative impact assessments determine the health and environmental impacts of renewing or granting a permit for certain pollution-generating facilities in environmental justice communities. Increased pollution burdens in communities may result in the permit application being denied.	





STATUS	STATE	REGION	COMPONENTS	YEAR ENACTED
 Not Enacted	Kentucky	Southeast		
	Cumulative impact assessments determine the health and environmental impacts of renewing or granting a permit for certain pollution-generating facilities in environmental justice communities. Increased pollution burdens in communities may result in the permit application being denied.			
	Louisiana	Southeast		
	Cumulative impact assessments determine the health and environmental impacts of renewing or granting a permit for certain pollution-generating facilities in environmental justice communities. Increased pollution burdens in communities may result in the permit application being denied.			
 Not Enacted	Maine	Northeast		
	Cumulative impact assessments determine the health and environmental impacts of renewing or granting a permit for certain pollution-generating facilities in environmental justice communities. Increased pollution burdens in communities may result in the permit application being denied.			
 Not Enacted	Maryland	Southeast		
	Cumulative impact assessments determine the health and environmental impacts of renewing or granting a permit for certain pollution-generating facilities in environmental justice communities. Increased pollution burdens in communities may result in the permit application being denied.			


STATUS	STATE	REGION	COMPONENTS	YEAR ENACTED
 Enacted	Massachusetts	Northeast	Requires certain facilities seeking air emissions permits in or near communities with EJ populations to conduct a cumulative impact analysis that includes meaningful public involvement of EJ populations. S.2067 requires a cumulative impact analysis for all large renewable and clean energy projects.	2024
	Establishing Policies <ul style="list-style-type: none"> • 310 CMR 7.02(14) (2024) • S.2967 (2024) 			
 Not Enacted	Michigan	Midwest	Cumulative impact assessments determine the health and environmental impacts of renewing or granting a permit for certain pollution-generating facilities in environmental justice communities. Increased pollution burdens in communities may result in the permit application being denied.	
 Enacted	Minnesota	Midwest	Requires the MPCA to complete a cumulative impact analysis of EJ areas when issuing a permit.	2023
	Establishing Policies <ul style="list-style-type: none"> • HF 2310 (2023) 			
 Not Enacted	Mississippi	Southeast	Cumulative impact assessments determine the health and environmental impacts of renewing or granting a permit for certain pollution-generating facilities in environmental justice communities. Increased pollution burdens in communities may result in the permit application being denied.	





STATUS	STATE	REGION	COMPONENTS	YEAR ENACTED
 Not Enacted	Missouri	Midwest	Cumulative impact assessments determine the health and environmental impacts of renewing or granting a permit for certain pollution-generating facilities in environmental justice communities. Increased pollution burdens in communities may result in the permit application being denied.	
 Not Enacted	Montana	West	Cumulative impact assessments determine the health and environmental impacts of renewing or granting a permit for certain pollution-generating facilities in environmental justice communities. Increased pollution burdens in communities may result in the permit application being denied.	
 Not Enacted	Nebraska	Midwest	Cumulative impact assessments determine the health and environmental impacts of renewing or granting a permit for certain pollution-generating facilities in environmental justice communities. Increased pollution burdens in communities may result in the permit application being denied.	
 Not Enacted	Nevada	West	Cumulative impact assessments determine the health and environmental impacts of renewing or granting a permit for certain pollution-generating facilities in environmental justice communities. Increased pollution burdens in communities may result in the permit application being denied.	




STATUS	STATE	REGION	COMPONENTS	YEAR ENACTED
 Not Enacted	New Hampshire			
	<p>Cumulative impact assessments determine the health and environmental impacts of renewing or granting a permit for certain pollution-generating facilities in environmental justice communities. Increased pollution burdens in communities may result in the permit application being denied.</p>	Northeast		
 Enacted	New Jersey			
	<p>Requires that, when proposing to locate certain pollution-generating facilities in an overburdened community, an applicant must prepare an EJ impact statement and engage directly with members of their proposed host community by hosting a public hearing; permit applicants must avoid and minimize such stressors, including through the use of added pollution control technology.</p> <p>Establishing Policies</p> <ul style="list-style-type: none"> • S232 (2020) • N.J.A.C. 7:1C (2023) • Environmental Justice Law 	Northeast		2020
 Not Enacted	New Mexico			
	<p>Cumulative impact assessments determine the health and environmental impacts of renewing or granting a permit for certain pollution-generating facilities in environmental justice communities. Increased pollution burdens in communities may result in the permit application being denied.</p>	Southwest		

STATUS	STATE	REGION	COMPONENTS	YEAR ENACTED
 Enacted	New York	Northeast		2022
	<p>Requires an analysis of cumulative impacts on disadvantaged communities before a permit is approved or renewed, through an amendment to the New York State Environmental Quality Review Act (SEQRA).</p> <p>Establishing Policies</p> <ul style="list-style-type: none"> • S8830 (2022) 			
 Not Enacted	North Carolina	Southeast		
	<p>Cumulative impact assessments determine the health and environmental impacts of renewing or granting a permit for certain pollution-generating facilities in environmental justice communities. Increased pollution burdens in communities may result in the permit application being denied.</p>			
 Not Enacted	North Dakota	Midwest		
	<p>Cumulative impact assessments determine the health and environmental impacts of renewing or granting a permit for certain pollution-generating facilities in environmental justice communities. Increased pollution burdens in communities may result in the permit application being denied.</p>			
 Not Enacted	Ohio	Midwest		
	<p>Cumulative impact assessments determine the health and environmental impacts of renewing or granting a permit for certain pollution-generating facilities in environmental justice communities. Increased pollution burdens in communities may result in the permit application being denied.</p>			

STATUS	STATE	REGION	COMPONENTS	YEAR ENACTED
 Not Enacted	Oklahoma	Southwest		
	Cumulative impact assessments determine the health and environmental impacts of renewing or granting a permit for certain pollution-generating facilities in environmental justice communities. Increased pollution burdens in communities may result in the permit application being denied.			
 Not Enacted	Oregon	West		
	Cumulative impact assessments determine the health and environmental impacts of renewing or granting a permit for certain pollution-generating facilities in environmental justice communities. Increased pollution burdens in communities may result in the permit application being denied.			
 Not Enacted	Pennsylvania	Northeast		
	Cumulative impact assessments determine the health and environmental impacts of renewing or granting a permit for certain pollution-generating facilities in environmental justice communities. Increased pollution burdens in communities may result in the permit application being denied.			
 Not Enacted	Rhode Island	Northeast		
	Cumulative impact assessments determine the health and environmental impacts of renewing or granting a permit for certain pollution-generating facilities in environmental justice communities. Increased pollution burdens in communities may result in the permit application being denied.			

STATUS	STATE	REGION	COMPONENTS	YEAR ENACTED
 Not Enacted	South Carolina Cumulative impact assessments determine the health and environmental impacts of renewing or granting a permit for certain pollution-generating facilities in environmental justice communities. Increased pollution burdens in communities may result in the permit application being denied.	Southeast		
	South Dakota Cumulative impact assessments determine the health and environmental impacts of renewing or granting a permit for certain pollution-generating facilities in environmental justice communities. Increased pollution burdens in communities may result in the permit application being denied.			
	Tennessee Cumulative impact assessments determine the health and environmental impacts of renewing or granting a permit for certain pollution-generating facilities in environmental justice communities. Increased pollution burdens in communities may result in the permit application being denied.			
	Texas Cumulative impact assessments determine the health and environmental impacts of renewing or granting a permit for certain pollution-generating facilities in environmental justice communities. Increased pollution burdens in communities may result in the permit application being denied.			

STATUS	STATE	REGION	COMPONENTS	YEAR ENACTED
 Not Enacted	Utah	West		
	Cumulative impact assessments determine the health and environmental impacts of renewing or granting a permit for certain pollution-generating facilities in environmental justice communities. Increased pollution burdens in communities may result in the permit application being denied.			
 Not Enacted	Vermont	Northeast		
	Cumulative impact assessments determine the health and environmental impacts of renewing or granting a permit for certain pollution-generating facilities in environmental justice communities. Increased pollution burdens in communities may result in the permit application being denied.			
 Not Enacted	Virginia	Southeast		
	Cumulative impact assessments determine the health and environmental impacts of renewing or granting a permit for certain pollution-generating facilities in environmental justice communities. Increased pollution burdens in communities may result in the permit application being denied.			
 Not Enacted	Washington	West		
	Cumulative impact assessments determine the health and environmental impacts of renewing or granting a permit for certain pollution-generating facilities in environmental justice communities. Increased pollution burdens in communities may result in the permit application being denied.			

STATUS	STATE	REGION	COMPONENTS	YEAR ENACTED
 Not Enacted	West Virginia			
	Cumulative impact assessments determine the health and environmental impacts of renewing or granting a permit for certain pollution-generating facilities in environmental justice communities. Increased pollution burdens in communities may result in the permit application being denied.	Southeast		
 Not Enacted	Wisconsin			
	Cumulative impact assessments determine the health and environmental impacts of renewing or granting a permit for certain pollution-generating facilities in environmental justice communities. Increased pollution burdens in communities may result in the permit application being denied.	Midwest		
 Not Enacted	Wyoming			
	Cumulative impact assessments determine the health and environmental impacts of renewing or granting a permit for certain pollution-generating facilities in environmental justice communities. Increased pollution burdens in communities may result in the permit application being denied.	West		